













MODEL KA-750

FRUIT	NOTES	ARM BLADE RIG	YIELD%	1HR RUN	8HR RUN	12HR RUN
 HONEY DEW	(8LB MAX)	Large Melon	75%-80%	96 PIECES	768 PIECES	1,152 PIECES
 CANTALOUPE	(8LB MAX)	Large Melon	75%-80%	96 PIECES	768 PIECES	1,152 PIECES
 WATERMELON	(Round Varieties Only) (8LB MAX)	Large Melon	75%-80%	96 PIECES	768 PIECES	1,152 PIECES
 MANGO	(6-8CT)	Mango	90%	243LBS	1,944LBS	2,916LBS
 POMELO	(Depending on how thick the pith is, may require 2x passes to complete peel)	Small Melon	78%	177LBS	1,416LBS	2,124LBS
 PINEAPPLE	(Tops & Bottoms removed)	Pineapple	74%	688LBS	5,504LBS	8,256LBS
 DRAGON FRUIT	("Scales" facing down)	Pineapple	84%	174LBS	1,392LBS	2,088LBS
 PAPAYA	(Neck facing down)	Mango	85%	162LBS	1,296LBS	1,944LBS
VEGETABLES	NOTES	ARM BLADE RIG	YIELD%	1HR RUN	8HR RUN	12HR RUN
 JICAMA	(8LB MAX)	Small Melon	84%	540LBS	4,320LBS	6,480LBS
 CELERY ROOT	(Cut stem end) (Face cut end down)	Pineapple	83%	491LBS	3,928LBS	5,892LBS
 EGGPLANT	(Remove Calyx) (Black Beauty Varitey)	Mango	91%	94LBS	753LBS	1,128LBS
 KAMBOCHA SQUASH	(6LB MAX)	Pineapple	75%-80%	66 PIECES	528 PIECES	792 PIECES



DAIKON RADISH

(Cut stem end)
(Face cut end
down)

Small Melon

84%

453LBS

3,624LBS

5,436LBS